

Operación 92200328 "Registro de la viña"
Plan 2017 - 2020
Programa 2019

Indice de tablas

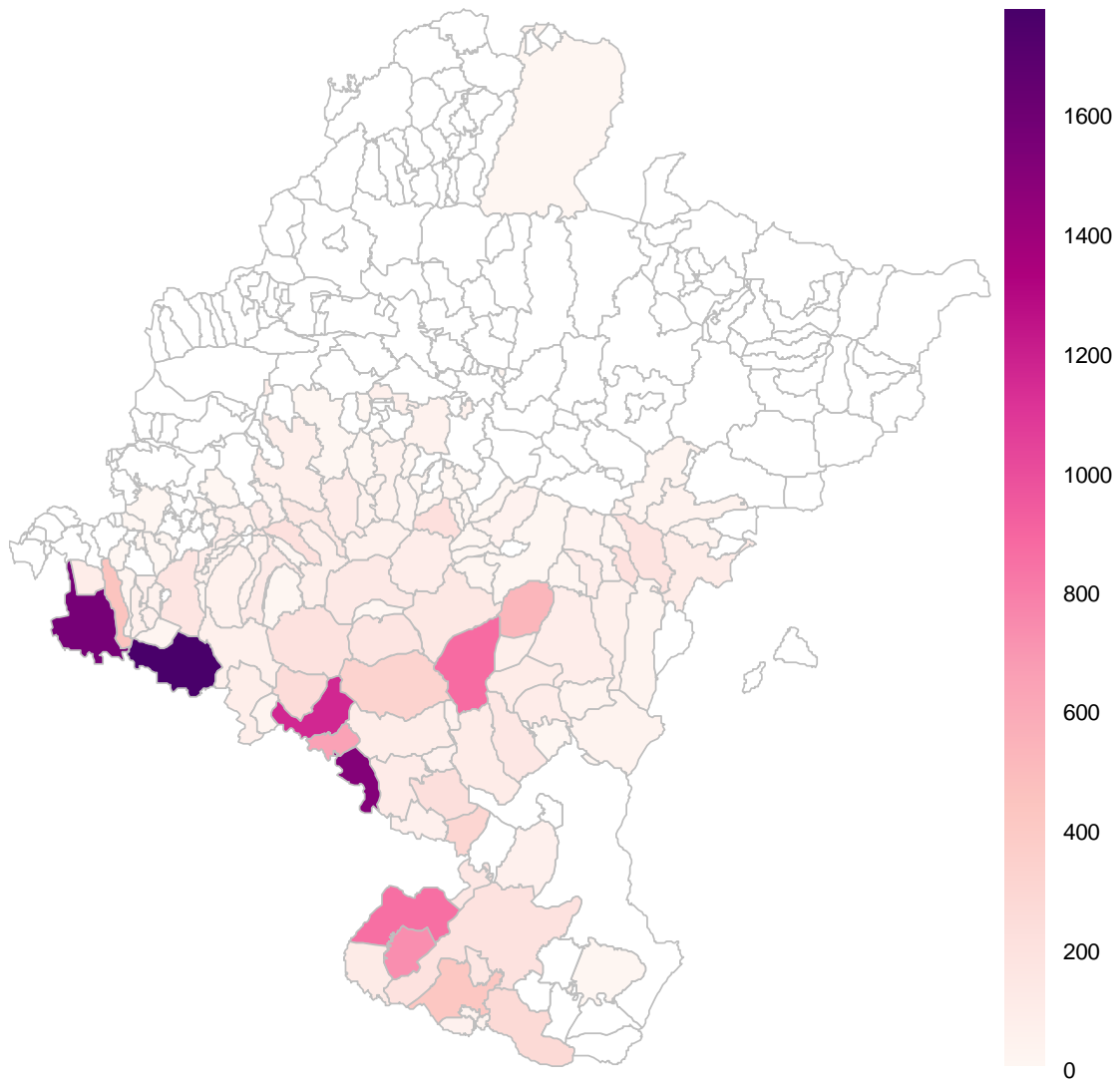
Datos a cierre de campaña 2019

- 1. Mapa de superficies de viñedo por municipio**
- 2. Superficies de viñedo por destino y comarca agraria (Ha.)**
- 3. Superficies de viñedo por variedad y comarca agraria (Ha.)**
- 4. Superficies de viñedo por tipo de riego y comarca agraria (Ha.)**
- 5. Superficies de viñedo por tipo de conducción y comarca agraria (Ha.)**

Fuente: Sección de Registros Agrarios

1. Mapa de superficies de viñedo por municipio

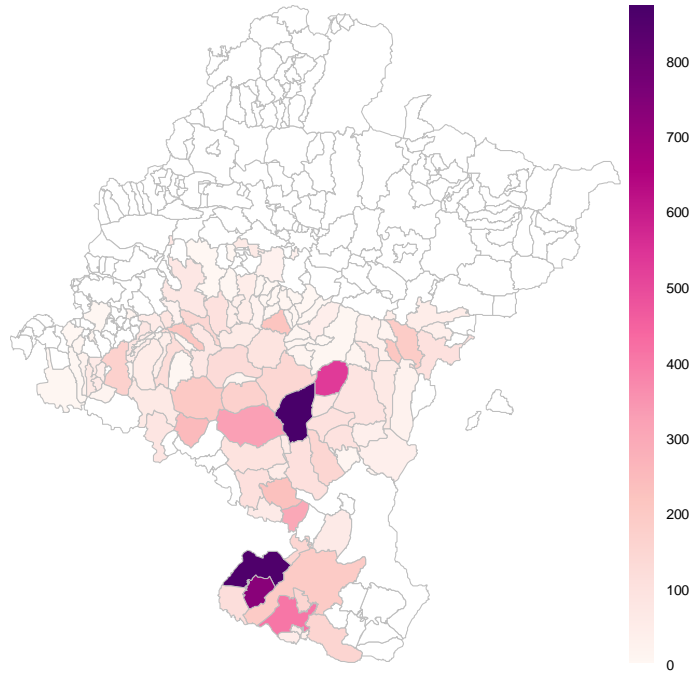
Superficie de viña en 2019



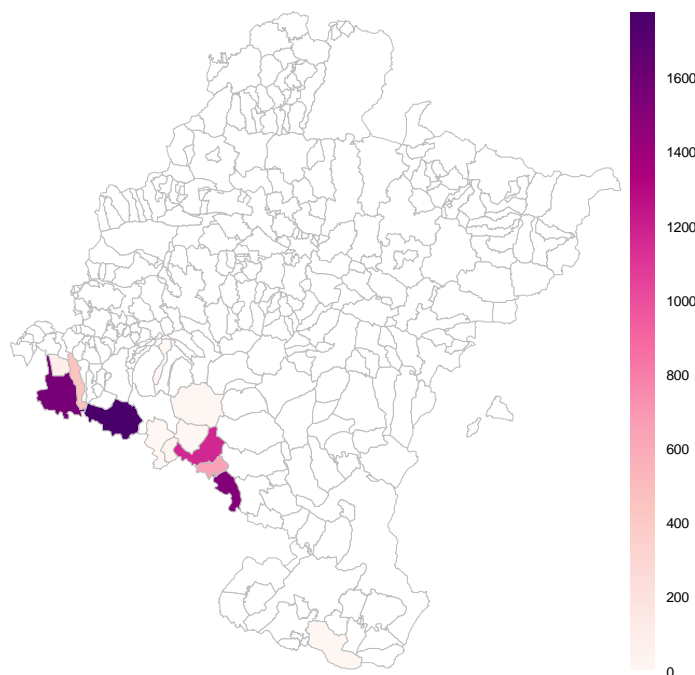
2. Superficies de viñedo por destino y comarca agraria (Ha.)

| DESTINO | COMARCA | | | | | | | Total | % |
|---|-------------|--------------|---------------|-----------------|-----------------|-----------------|-----------------|------------------|---------------|
| | I | II | III | IV | V | VI | VII | | |
| Denominación de Origen Navarra | --- | 47,13 | 431,28 | 1.552,00 | 2.925,87 | 2.353,87 | 2.922,22 | 10.232,38 | 57,72 |
| Denominación de Origen Calificada Rioja | --- | --- | --- | 2.102,44 | --- | 5.114,59 | 2,70 | 7.219,73 | 40,72 |
| Pago Finca Bolandin | --- | --- | --- | --- | --- | --- | 114,66 | 114,66 | 0,65 |
| Vino de mesa | 4,69 | 27,92 | 21,30 | 30,09 | 4,24 | 5,42 | 3,81 | 97,46 | 0,55 |
| Vino de la tierra Ribera del Queiles | --- | --- | --- | --- | --- | --- | 20,09 | 20,09 | 0,11 |
| Pago Larrainzar | --- | --- | --- | 14,77 | --- | --- | --- | 14,77 | 0,08 |
| Pago de Otazu | --- | --- | 10,05 | --- | --- | --- | --- | 10,05 | 0,06 |
| Vino de la Tierra '3 Riberas' | --- | --- | 0,33 | --- | --- | --- | --- | 0,33 | 0,00 |
| Experimentación | 0,12 | --- | 0,57 | 0,10 | 9,68 | 0,21 | --- | 10,68 | 0,06 |
| Autoconsumo | --- | 0,37 | 0,35 | 2,61 | 1,45 | 0,08 | 0,10 | 4,96 | 0,03 |
| Abandonadas | --- | --- | 0,51 | 0,25 | 1,28 | 0,42 | 1,23 | 3,70 | 0,02 |
| Total | 4,81 | 75,42 | 464,39 | 3.702,26 | 2.942,52 | 7.474,59 | 3.064,80 | 17.728,79 | 100,00 |

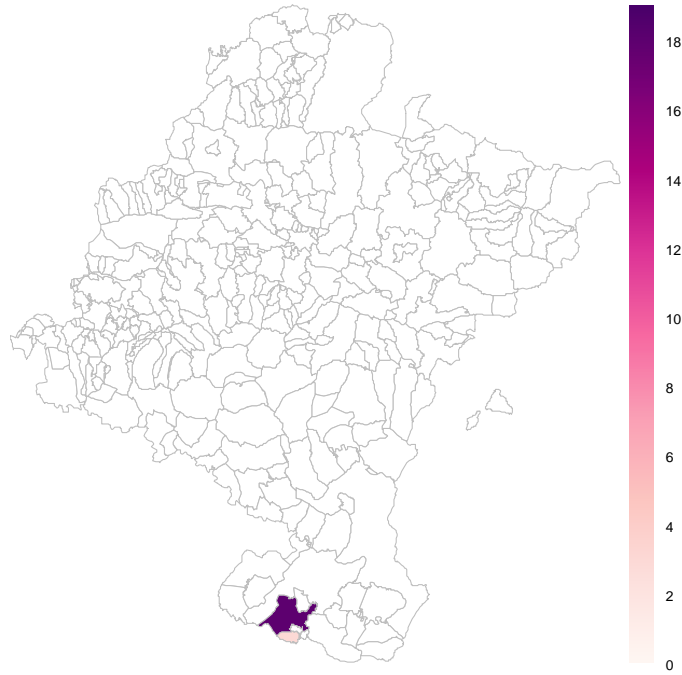
Superficie de viña (V.C.P.R.D.) D.O. Navarra en 2019



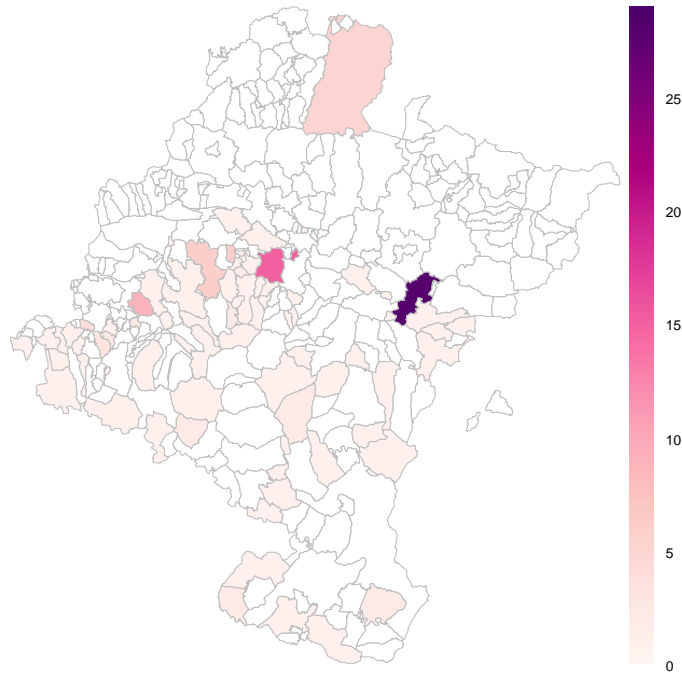
Superficie de viña (V.C.P.R.D.) D.O. C. Rioja en 2019



Superficie de viña Vino de la tierra Ribera del Queiles en 2019

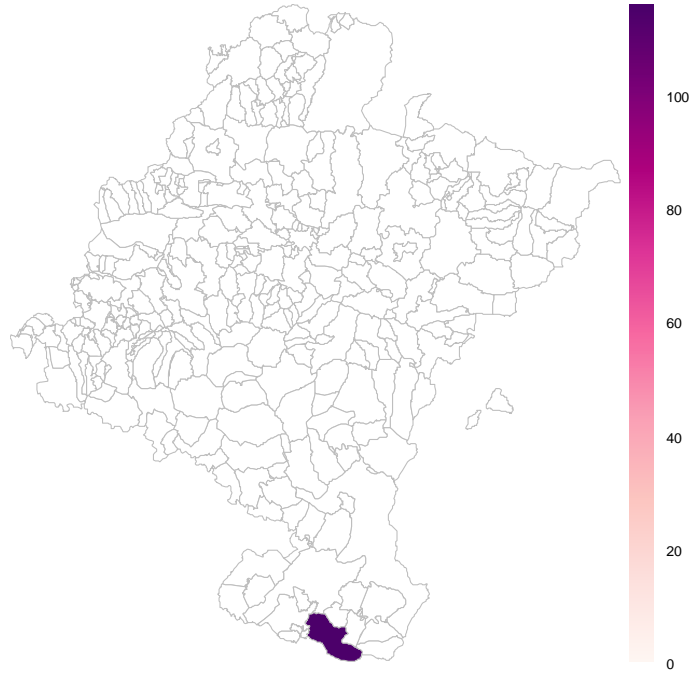


Superficie de viña Vino de mesa en 2019



Operación 92200328: REGISTRO DE LA VIÑA

Superficie de viña Pago Finca Bolandín en 2019

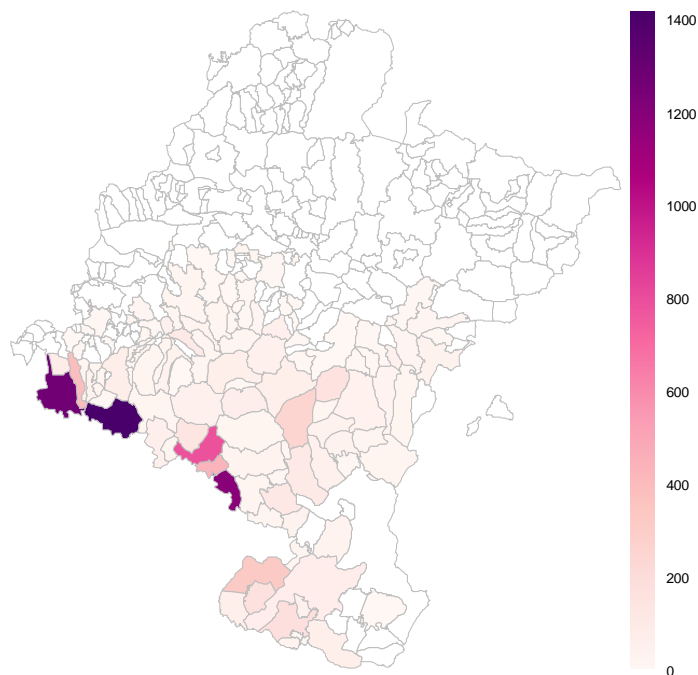


Operación 92200328: REGISTRO DE LA VIÑA

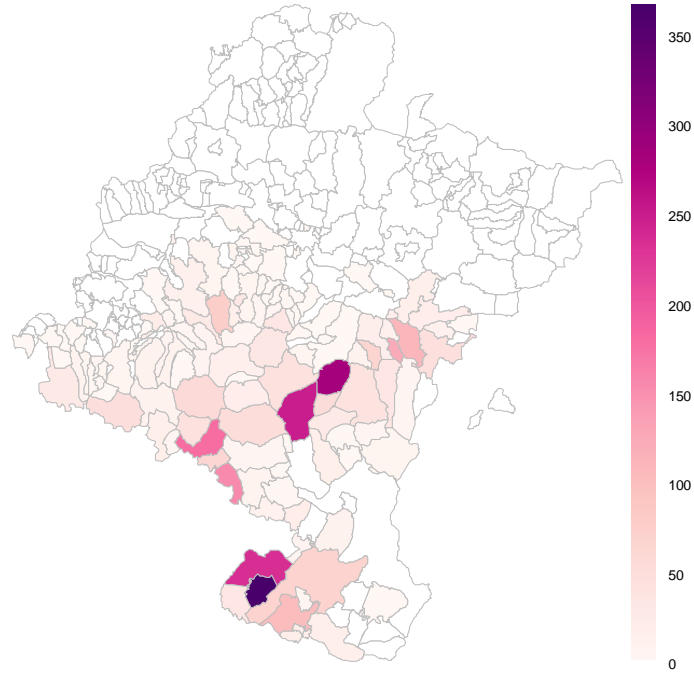
3. Superficies de viñedo por variedad y comarca agraria (Ha.)

| VARIEDAD | COMARCA | | | | | | | Total | % |
|------------------------------|-------------|--------------|---------------|-----------------|-----------------|-----------------|-----------------|------------------|---------------|
| | I | II | III | IV | V | VI | VII | | |
| Tempranillo | --- | 21,85 | 88,22 | 2.307,96 | 847,53 | 4.606,34 | 991,62 | 8.863,52 | 50,00 |
| Gernacha tinta | --- | 34,34 | 88,43 | 260,13 | 1.175,45 | 705,63 | 888,87 | 3.152,86 | 17,78 |
| Cabernet S. | --- | 13,07 | 71,84 | 224,23 | 335,04 | 467,19 | 282,49 | 1.393,85 | 7,86 |
| Merlot | --- | 2,21 | 87,71 | 284,73 | 249,90 | 402,66 | 344,29 | 1.371,51 | 7,74 |
| Chardonnay | 0,20 | 0,00 | 89,36 | 148,92 | 79,13 | 194,78 | 159,61 | 671,99 | 3,79 |
| Viura | --- | 1,84 | 14,58 | 123,03 | 70,81 | 154,95 | 134,24 | 499,44 | 2,82 |
| Graciano | 0,00 | 0,00 | 2,95 | 53,02 | 52,08 | 329,31 | 54,31 | 491,66 | 2,77 |
| Mazuela | --- | --- | 4,89 | 122,47 | 2,13 | 138,19 | 23,97 | 291,64 | 1,65 |
| Sauvignon blanco | 0,20 | --- | --- | 22,53 | 17,44 | 119,80 | 29,96 | 189,92 | 1,07 |
| Syrah | --- | --- | 2,11 | 26,57 | 45,27 | 53,98 | 51,98 | 179,91 | 1,01 |
| Garnacha blanca | 0,00 | 0,38 | 2,16 | 16,69 | 35,59 | 66,18 | 15,81 | 136,81 | 0,77 |
| Moscatel G. M. | --- | 1,73 | 3,44 | 4,47 | 14,64 | 32,62 | 75,83 | 132,72 | 0,75 |
| Verdejo blanco | --- | --- | 0,09 | 24,29 | 0,27 | 93,77 | --- | 118,42 | 0,67 |
| Tempranillo blanco | --- | --- | --- | 47,69 | --- | 65,50 | --- | 113,19 | 0,64 |
| Maturana tinta | --- | --- | --- | 3,49 | --- | 29,02 | --- | 32,51 | 0,18 |
| Malvasia | --- | --- | 3,32 | 11,01 | 0,02 | 10,13 | --- | 24,48 | 0,14 |
| Mezcla de variedades tintas | --- | --- | 0,89 | 3,75 | 10,40 | 1,15 | 5,20 | 21,39 | 0,12 |
| Pinot Noir | --- | --- | 1,18 | 15,07 | 0,07 | --- | --- | 16,31 | 0,09 |
| Garnacha roja | --- | --- | --- | --- | 1,77 | --- | 3,09 | 4,86 | 0,03 |
| Monastrell | --- | --- | --- | --- | --- | 2,51 | 1,47 | 3,98 | 0,02 |
| Mezcla de variedades blancas | 0,12 | --- | --- | --- | 3,36 | 0,41 | --- | 3,90 | 0,02 |
| Miguel del Arco | --- | --- | --- | --- | 1,63 | 0,21 | 0,96 | 2,80 | 0,02 |
| Cabernet franc | --- | --- | 2,00 | --- | --- | --- | --- | 2,00 | 0,01 |
| Ondarrabi zuri | 1,83 | --- | --- | --- | --- | --- | --- | 1,83 | 0,01 |
| Maturana blanca | --- | --- | --- | 1,70 | --- | --- | --- | 1,70 | 0,01 |
| Gros Manseng | 1,26 | --- | --- | --- | --- | --- | --- | 1,26 | 0,01 |
| Bobal | --- | --- | --- | --- | --- | 0,04 | 1,12 | 1,17 | 0,01 |
| Riesling | 0,66 | --- | 0,18 | --- | --- | --- | --- | 0,84 | 0,00 |
| Jaén | --- | --- | --- | 0,49 | --- | --- | --- | 0,49 | 0,00 |
| Petit Manseng | 0,38 | --- | --- | --- | --- | --- | --- | 0,38 | 0,00 |
| Malbec | --- | --- | 0,23 | --- | --- | --- | --- | 0,23 | 0,00 |
| Albariño | 0,16 | --- | --- | --- | --- | --- | --- | 0,16 | 0,00 |
| Parellada | --- | --- | 0,11 | --- | --- | --- | --- | 0,11 | 0,00 |
| Desconocido | --- | --- | 0,70 | 0,02 | --- | 0,21 | --- | 0,93 | 0,01 |
| Total | 4,81 | 75,42 | 464,39 | 3.702,26 | 2.942,52 | 7.474,59 | 3.064,80 | 17.728,79 | 100,00 |

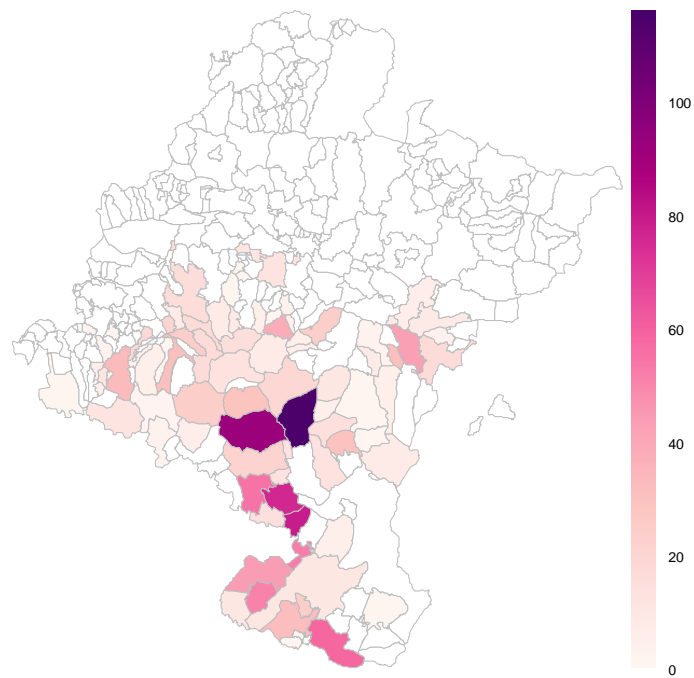
Superficie de viña variedad Tempranillo en 2019



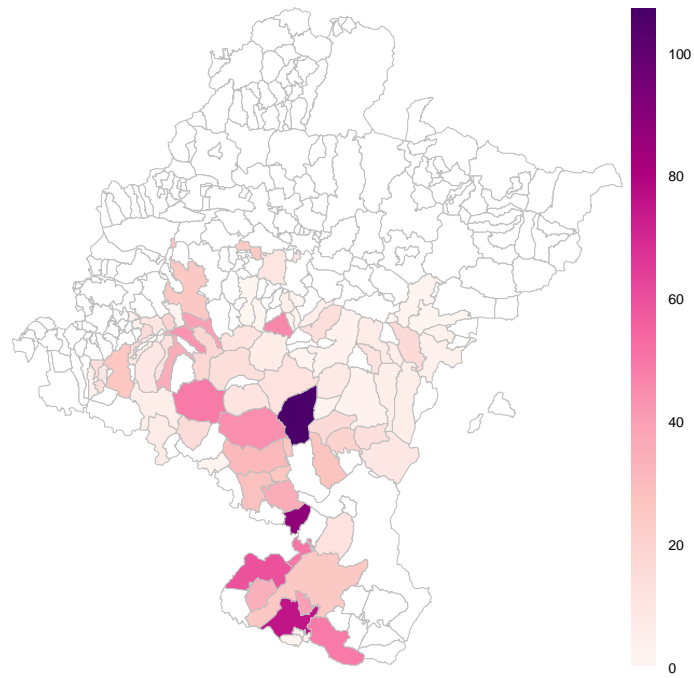
Superficie de viña variedad Garnacha Tinta en 2019



Superficie de viña variedad Cabernet S. en 2019



Superficie de viña variedad Merlot en 2019

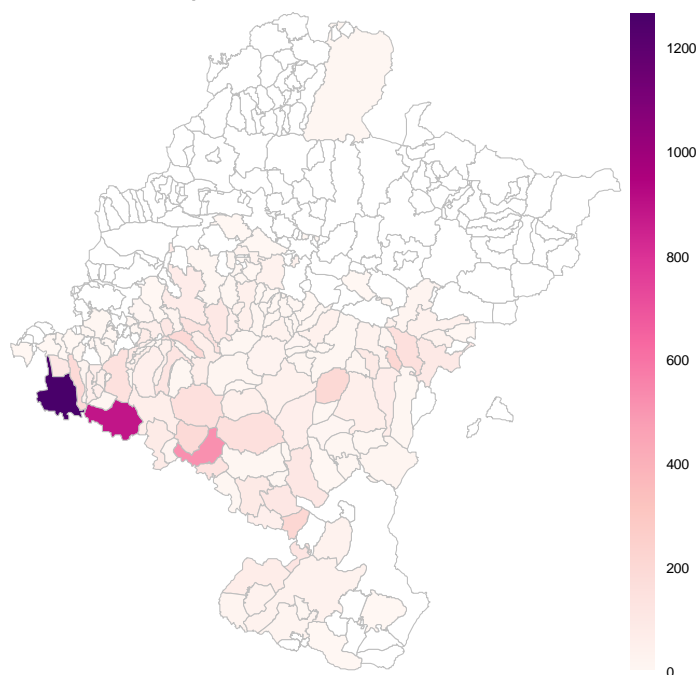


Operación 92200328: REGISTRO DE LA VIÑA

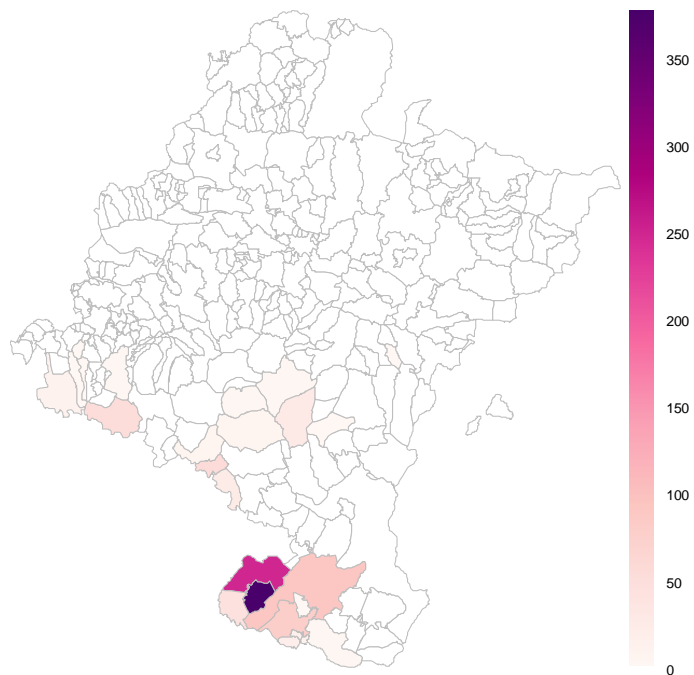
4. Superficies de viñedo por tipo de riego y comarca agraria (Ha.)

| TIPO DE RIEGO | COMARCA | | | | | | | Total | % |
|--------------------|-------------|--------------|---------------|-----------------|-----------------|-----------------|-----------------|------------------|---------------|
| | I | II | III | IV | V | VI | VII | | |
| Secano | 4,06 | 60,61 | 202,66 | 3.053,45 | 1.173,10 | 2.818,24 | 326,32 | 7.638,43 | 43,08 |
| Goteo | --- | 14,81 | 245,34 | 406,30 | 1.640,15 | 3.583,17 | 851,93 | 6.741,69 | 38,03 |
| De pie | --- | --- | --- | 45,29 | 40,64 | 410,21 | 929,08 | 1.425,22 | 8,04 |
| Riego de temporada | --- | --- | --- | 12,80 | 28,88 | 143,51 | 881,88 | 1.067,06 | 6,02 |
| Aspersión | --- | --- | --- | 118,72 | 4,22 | 334,36 | 38,00 | 495,29 | 2,79 |
| Regadío | --- | --- | --- | 3,63 | --- | 21,11 | 2,86 | 27,59 | 0,16 |
| Desconocido | 0,75 | --- | 16,39 | 62,09 | 55,53 | 164,00 | 34,74 | 333,51 | 1,88 |
| Total | 4,81 | 75,42 | 464,39 | 3.702,26 | 2.942,52 | 7.474,59 | 3.064,80 | 17.728,79 | 100,00 |

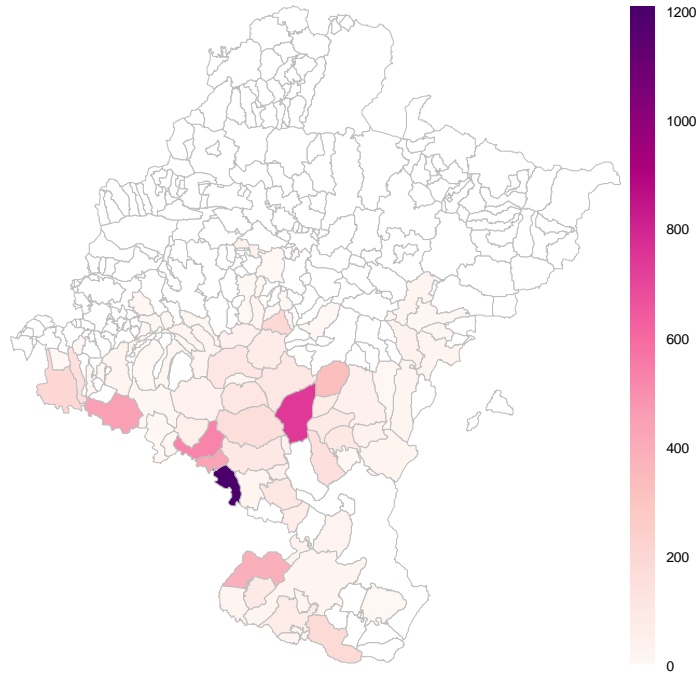
Superficie de viña en secano en 2019



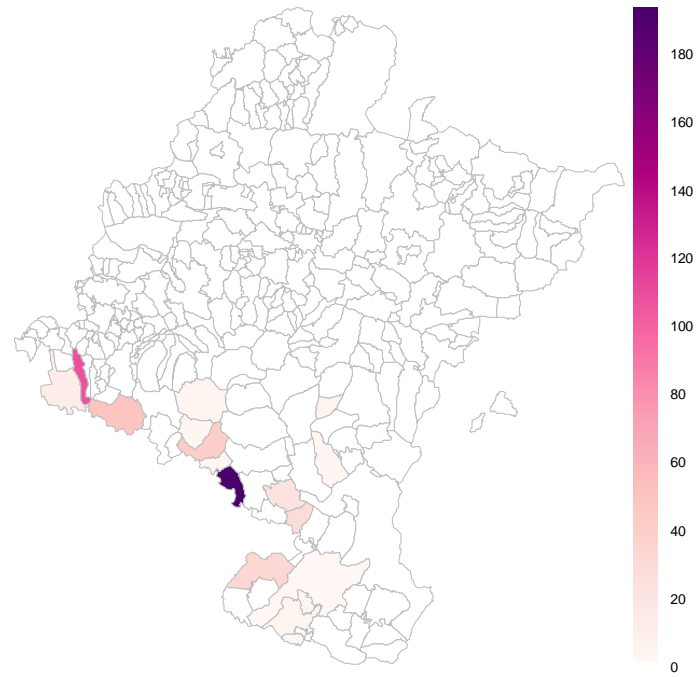
Superficie de viña con riego de temporada en 2019



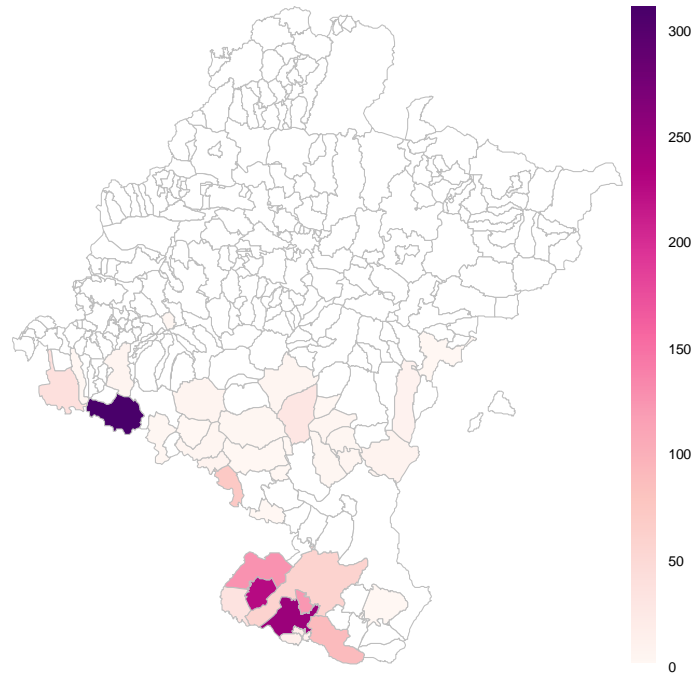
Superficie de viña con riego por goteo en 2019



Superficie de viña riego por aspersión en 2019



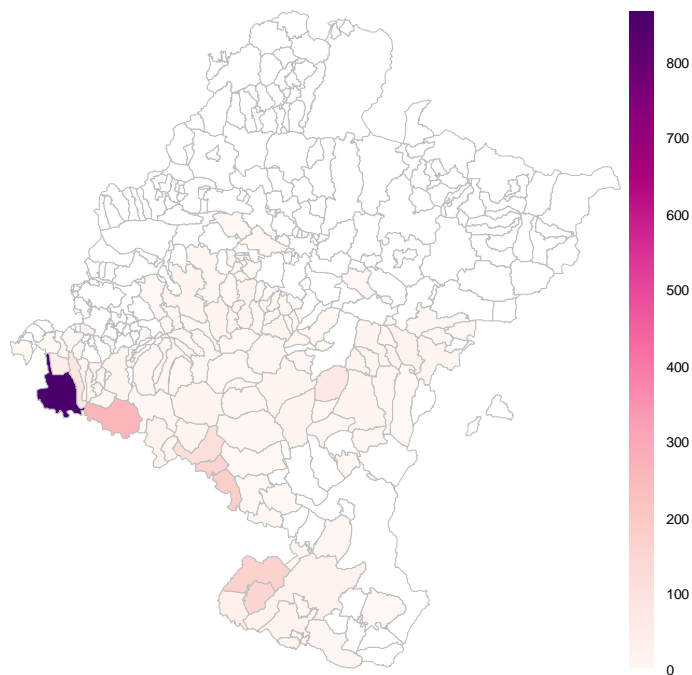
Superficie de viña con riego de pie en 2019



5. Superficies de viñedo por tipo de conducción y comarca agraria (Ha.)

| TIPO DE CONDUCCION | COMARCA | | | | | | | Total | % |
|--------------------|-------------|--------------|---------------|-----------------|-----------------|-----------------|-----------------|------------------|---------------|
| | I | II | III | IV | V | VI | VII | | |
| Espaldera | 4,81 | 72,17 | 411,44 | 2.584,47 | 2.747,67 | 6.699,11 | 2.651,00 | 15.170,67 | 85,57 |
| Formas libres | --- | 3,26 | 52,34 | 1.117,79 | 194,85 | 775,48 | 413,80 | 2.557,51 | 14,43 |
| Desconocido | --- | --- | 0,61 | --- | --- | --- | --- | 0,61 | 0,00 |
| Total | 4,81 | 75,42 | 464,39 | 3.702,26 | 2.942,52 | 7.474,59 | 3.064,80 | 17.728,79 | 100,00 |

Superficie de viña en Formas libres en 2019



Superficie de viña en Espaldera en 2019

